

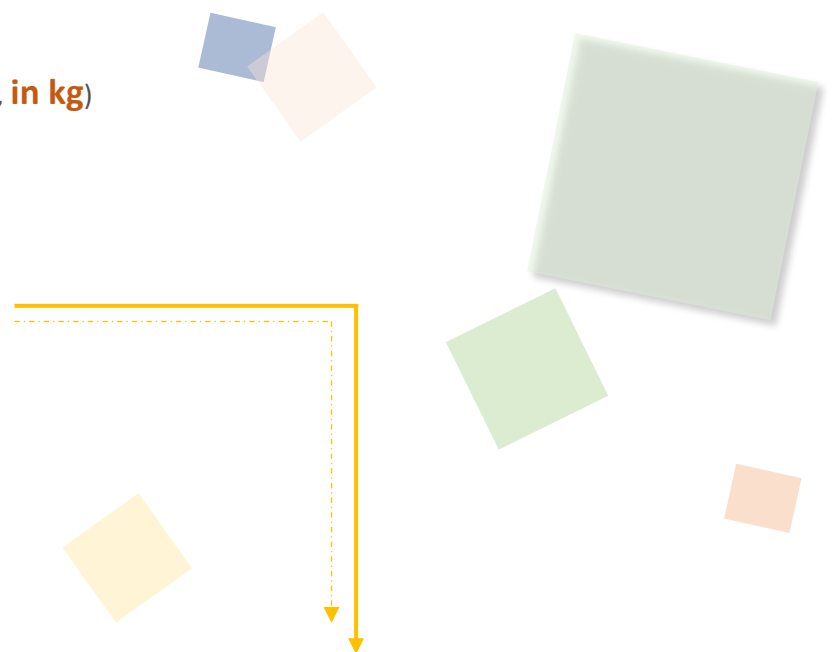
Trading Volume & Amount in Charts

■ VOLUME

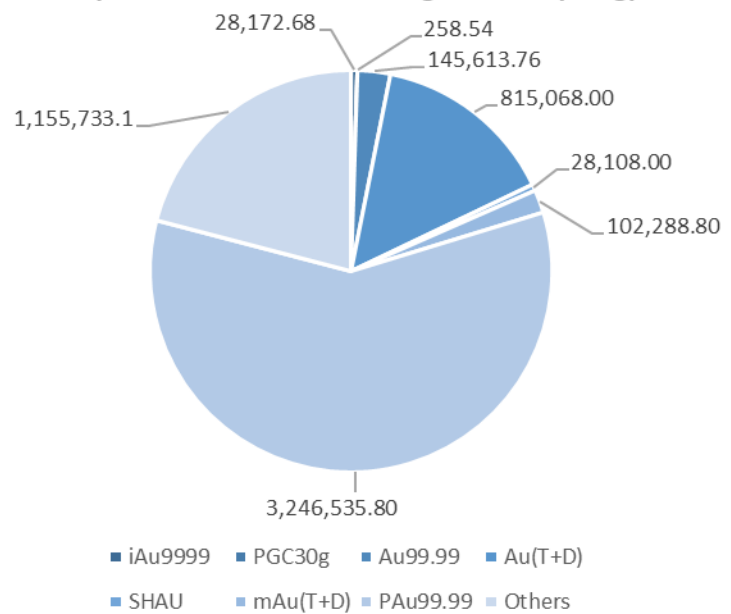
Popular Products (Trading Volume, in kg)

Total: 15,008,596.70

- ◆ Au Products: 5,521,778.70
- ◆ Ag (T+D): 8,792,178.00
- ◆ Others: 694,640.00



Popular Au Products Trading Volume (in kg)






Trading Volume & Amount in Charts

AMOUNT


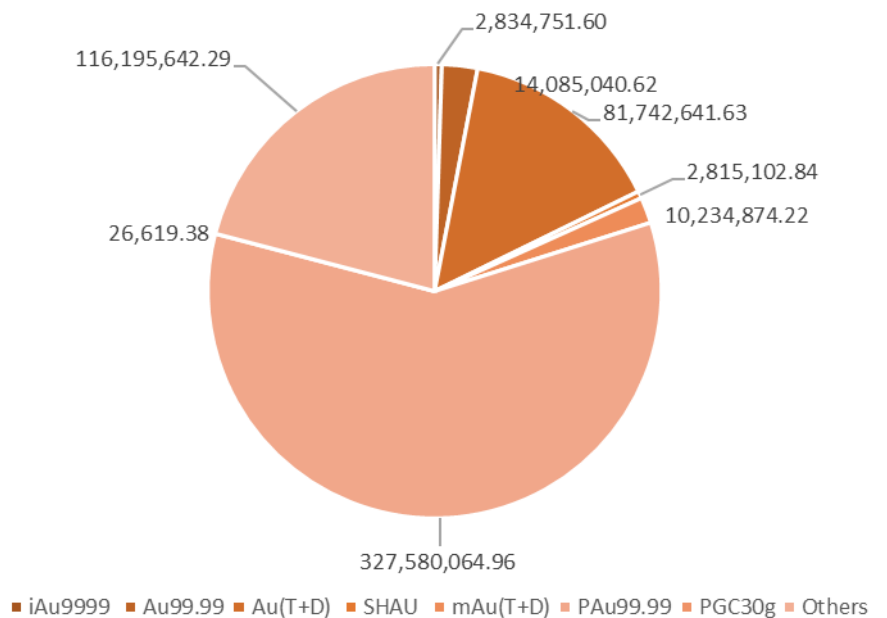
Popular Products (Trading Amount, in 10,000 RMB)

Total: 573,971,967.02

- ◆ Au Products: 555,514,737.54
- ◆ Ag (T+D): 17,035,166.67
- ◆ Others: 1,422,062.81




Popular Au Products Trading Amount (in 10,000 RMB)





Trading Volume & Amount in Details


Trading Volume (in kg)							
Contract	Previous Month Daily Average	Present Month Daily Average	Previous Month accumulative total	Present Month accumulative total	Month-on-Month	Year-on-Year	Present Year accumulative total
Au99.95	11.33	10.00	238.00	180.00	-24.37%	-22.41%	9,038.00
Au99.99	6,632.37	8,089.65	139,279.80	145,613.76	4.55%	-32.38%	1,079,220.14
Au100g	15.65	21.21	328.60	381.80	16.19%	21.21%	2,118.60
Au995	0.00	0.00	0.00	0.00	-	-	0.00
PGC30g	0.13	14.36	2.64	258.54	9693.18%	17854.17%	268.32
iAu9999	946.24	1,565.15	19,871.12	28,172.68	41.78%	200.39%	129,410.56
iAu100g	0.00	0.00	0.00	0.00	-	-100.00%	0.00
iAu995	22.62	23.61	475.00	425.00	-10.53%	750.00%	2,225.00
Au(T+D)	56,075.43	45,281.56	1,177,584.00	815,068.00	-30.78%	-32.50%	5,432,714.00
mAu(T+D)	5,535.80	5,682.71	116,251.80	102,288.80	-12.01%	-24.56%	782,305.20
Au(T+N1)	0.00	0.01	0.00	0.20	-	-	6.00
Au(T+N2)	0.02	0.00	0.40	0.00	-100.00%	-	5.80
NYAuTN06	54.35	27.29	1,141.40	491.20	-56.97%	-48.82%	3,384.00
NYAuTN12	38.15	13.41	801.20	241.40	-69.87%	-80.01%	2,412.40
PAu99.95	4,523.81	1,783.11	95,000.00	32,096.00	-66.21%	-71.18%	665,396.00
PAu99.99	153,927.03	180,363.10	3,232,467.60	3,246,535.80	0.44%	0.61%	13,218,218.80
IPAu99.99	36,454.69	60,314.31	765,548.42	1,085,657.52	41.81%	162.00%	3,834,430.44
IPAu99.99HK	11.43	444.44	240.00	8,000.00	3233.33%	-	36,042.00
IPAu99.5	1.19	0.00	25.00	0.00	-100.00%	-100.00%	25.00
IPAu99.5HK	152.38	177.78	3,200.00	3,200.00	0.00%	-	8,025.00
OAu99.99	13.33	3.33	280.00	60.00	-78.57%	-90.00%	18,198.00
LAu99.95	190.48	277.78	4,000.00	5,000.00	25.00%	-	54,180.00
LAu99.99	1,257.14	0.00	26,400.00	0.00	-100.00%	-100.00%	113,400.00
CAu99.99	761.90	1,111.11	16,000.00	20,000.00	25.00%	-	36,400.00
SHAU	1,644.67	1,561.56	34,538.00	28,108.00	-18.62%	-29.18%	187,468.00
Pt99.95	90.48	89.44	1,900.00	1,610.00	-15.26%	-90.08%	10,194.00
Ag99.99	1,075.71	185.00	22,590.00	3,330.00	-85.26%	-53.56%	99,930.00
Ag(T+D)	323,702.48	488,454.33	6,797,752.00	8,792,178.00	29.34%	2.68%	45,272,752.00
PAg99.99	10,068.57	12,633.33	211,440.00	227,400.00	7.55%	-65.40%	1,794,960.00
OAg99.99	171.43	0.00	3,600.00	0.00	-100.00%	-	77,640.00
SHAG	26,801.43	25,683.33	562,830.00	462,300.00	-17.86%	-20.65%	2,677,080.00
Au Products (in total)	268,270.14	306,765.48	5,633,672.98	5,521,778.70	-1.99%	2.83%	25,614,891.26
Ag Products (in total)	361,819.62	526,956.00	7,598,212.00	9,485,208.00	24.83%	-3.31%	49,922,362.00
Pt Products (in total)	90.48	89.44	1,900.00	1,610.00	-15.26%	-90.08%	10,194.00
Total	630,180.24	833,810.93	13,233,784.98	15,008,596.70	13.41%	-1.23%	75,547,447.26

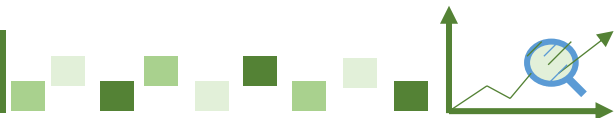




Trading Volume & Amount in Details

Trading Amount (in 10,000 RMB)							
Contract	Previous Month Daily Average	Present Month Daily Average	Previous Month accumulative total	Present Month accumulative total	Month-on-Month	Year-on-Year	Present Year accumulative total
Au99.95	1,192.13	1,016.24	25,034.70	18,292.40	-26.93%	2.06%	985,626.43
Au99.99	685,097.95	782,502.26	14,387,056.85	14,085,040.62	-2.10%	-13.30%	112,399,920.43
Au100g	1,626.34	2,126.54	34,153.23	38,277.79	12.08%	58.02%	226,915.10
Au995	0.00	0.00	0.00	0.00	-	-	0.00
PGC30g	12.95	1,478.85	271.85	26,619.38	9691.77%	24025.52%	27,663.85
iAu9999	97,588.45	157,486.20	2,049,357.39	2,834,751.60	38.32%	293.55%	13,845,873.92
iAu100g	0.00	0.00	0.00	0.00	-	-100.00%	0.00
iAu995	2,349.62	2,374.43	49,341.98	42,739.83	-13.38%	1020.31%	236,624.10
Au(T+D)	5,830,788.49	4,541,257.87	122,446,558.19	81,742,641.63	-33.24%	-12.11%	578,497,552.79
mAu(T+D)	574,069.85	568,604.12	12,055,466.75	10,234,874.22	-15.10%	-1.99%	84,368,073.28
Au(T+N1)	0.00	1.07	0.00	19.24	-	-	592.94
Au(T+N2)	1.95	0.00	41.00	0.00	-100.00%	-	554.41
NYAuTN06	5,656.67	2,745.91	118,789.97	49,426.31	-58.39%	-32.22%	358,670.36
NYAuTN12	3,990.88	1,353.88	83,808.56	24,369.93	-70.92%	-73.61%	256,100.45
PAu99.95	474,255.98	182,398.58	9,959,375.62	3,283,174.49	-67.03%	-62.00%	71,163,023.01
PAu99.99	16,091,957.45	18,198,892.50	337,931,106.53	327,580,064.96	-3.06%	32.15%	1,395,358,866.57
IPAu99.99	3,787,045.77	6,062,753.90	79,527,961.11	109,129,570.15	37.22%	243.86%	404,243,955.09
IPAu99.99HK	1,190.86	44,036.69	25,008.00	792,660.40	3069.63%	-	3,798,227.70
IPAu99.5	122.86	0.00	2,580.00	0.00	-100.00%	-100.00%	2,580.00
IPAu99.5HK	15,925.09	17,885.76	334,426.90	321,943.66	-3.73%	-	818,177.20
OAu99.99	1,432.38	372.33	30,080.00	6,702.00	-77.72%	-84.88%	2,358,003.70
LAu99.95	19,928.57	27,983.33	418,500.00	503,700.00	20.36%	-	5,861,351.90
LAu99.99	131,398.10	0.00	2,759,360.00	0.00	-100.00%	-100.00%	12,324,710.00
CAu99.99	80,801.79	110,264.78	1,696,837.60	1,984,766.10	16.97%	-	3,726,282.10
SHAU	170,776.29	156,394.60	3,586,302.14	2,815,102.84	-21.50%	-8.53%	20,054,536.27
Pt99.95	4,535.75	4,415.60	95,250.67	79,480.88	-16.56%	-79.51%	547,347.44
Ag99.99	2,039.45	352.35	42,828.41	6,342.28	-85.19%	7.23%	216,982.24
Ag(T+D)	609,444.73	946,398.15	12,798,339.30	17,035,166.67	33.10%	143.91%	92,894,155.11
PAg99.99	18,980.56	24,954.34	398,591.74	449,178.12	12.69%	-16.70%	3,914,871.48
OAg99.99	360.00	0.00	7,560.00	0.00	-100.00%	-	163,897.20
SHAG	50,311.25	49,281.20	1,056,536.30	887,061.53	-16.04%	86.23%	5,463,991.27
Au Products (in total)	27,977,210.40	30,861,929.86	587,521,418.38	555,514,737.54	-5.45%	34.68%	2,710,913,881.61
Ag Products (in total)	681,135.99	1,020,986.03	14,303,855.74	18,377,748.61	28.48%	129.56%	102,653,897.30
Pt Products (in total)	4,535.75	4,415.60	95,250.67	79,480.88	-16.56%	-79.51%	547,347.44
Total	28,662,882.13	31,887,331.50	601,920,524.80	573,971,967.02	-4.64%	36.38%	2,814,115,126.34





Other Market Data

Delivery Volume

Delivery Volume (in kg)		
	Gold	Silver
Delivery Volume (Present Month)	582,667.38	1,069,740.00
Trading Volume (Present Month)	1,121,229.38	9,257,808.00
Delivery Ratio (Present Month)	51.97%	11.56%
Delivery Volume (Accumulative Total)	3,641,954.02	3,667,770.00
Trading Volume (Accumulative Total)	7,630,576.02	48,049,762.00
Delivery Ratio (Accumulative Total)	47.73%	7.63%
Withdrawal Volume (Present Month)	63,584.46	20,820.00
Withdrawal Volume (Accumulative Total)	511,646.36	713,535.00